

Preliminary Specifications Subject to Change
Effective Date: February, 2015

Specifications

Model	GTH™ -1256	
Measurements	US	Metric
Maximum lift height	56 ft	17.07 m
Maximum forward reach	42 ft	12.80 m
Reach at maximum height	9 ft 4 in	2.84 m
A Height, stowed	8 ft 9 in	2.67 m
B Length, stowed (without forks)	21 ft	6.40 m
Width	9 ft 4 in	2.84 m
C Wheelbase	11 ft 6 in	3.50 m
D Ground clearance, center	1 ft 3 in	0.38 m
E Ground clearance, axle	1 ft 3 in	0.38 m
Fork cross section	2.4 x 5.9 in	60 x 150 mm

Productivity

Maximum lift capacity	12,000 lbs	5,443 kg
Lift capacity at maximum height	7,000 lbs	3,175 kg
Lift capacity at maximum reach	3,500 lbs	1,588 kg
Drive speed	18 mph	29 km/h
Raise/Lower boom	19/15 seconds	19/15 seconds
Extend/Retract	16/14 seconds	16/14 seconds
Draw bar pull	22,500 lbs	10,206 kg
Turning radius, outside (4WS)	14 ft 7 in	4.45 m
Auxiliary hydraulic flow	2-15 gpm	7.57-56.8 lpm
Auxiliary hydraulic pressure	3,335 psi	230 bar
Tires, standard size	17.5 x 25 in. air filled 20PR	

Power

Power source	Deutz 4.1TCD turbo charged diesel, Tier 4i 154 hp (115 kW) Perkins 1204E-E44TA turbo charged diesel, Tier 4i 147 hp (110 kW)
Electrical system	System voltage 12 volt
Alternator	Perkins 1204E-E44TA - 120amps Deutz 4.1TCD - 150amps
Battery	1000 CCA at 0°F (-18°C)
Hydraulic tank capacity	48 gal 182 L
Hydraulic system capacity (w/tank)	80 gal 303 L
Fuel tank capacity	47 gal 180 L

Weight*

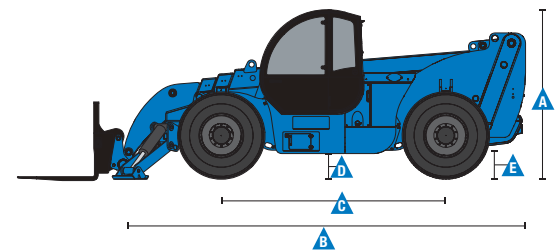
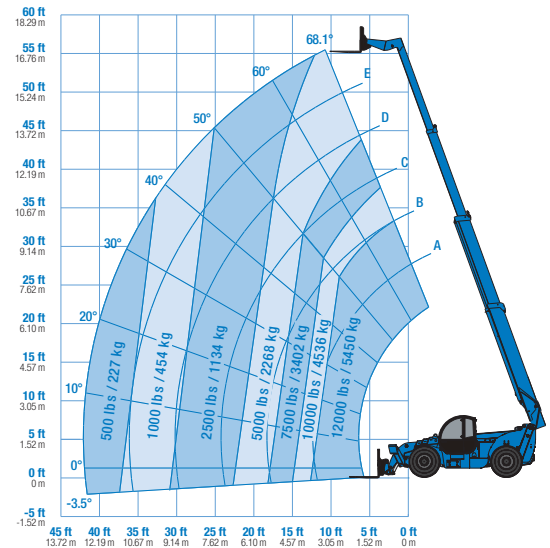
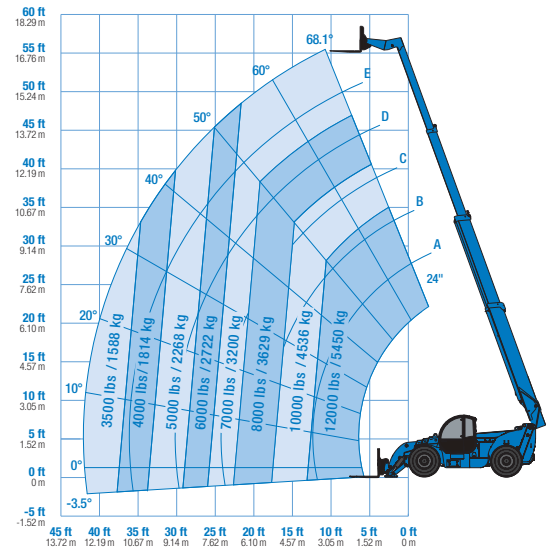
	36,600 lbs	16,602 kg
--	------------	-----------

Standards Compliance

ANSI/ITSDF B56.6, CSA B335

* Weight will vary depending on options and/or country standards.
** Load ratings vary depending on attachment.

Load Chart GTH™ -1256**



Features

Standard Features

Measurements

- 12,000 lbs (5,443 kg) maximum lift capacity
- 56 ft (17.07 m) maximum lift height
- 42 ft (12.80 m) maximum reach

Productivity

- Full time 4WD
- 4WS
- Operator selectable front, crab, coordinated steering modes
- 2-speed forward and reverse "Shift-on-fly" hydrostatic transmission
- Transmission inch valve, brake pedal actuated
- Proportional frame leveling 7° each side
- Power assisted steering
- Inboard wet disc service brakes
- Wet disc spring applied parking brake
- 17.5 x 25 in. air-filled rough terrain tires
- Front axle differential lock
- High efficiency/variable displacement hydraulic pump
- Auxiliary hydraulic circuit (15 GPM)
- ROPS/FOPS canopy (ISO compliant)
- Single, multi-function, proportional joystick
- Machine level indicator
- Full gauge cluster with engine diagnostics
- Right-side screen standard on open cab
- Adjustable suspension seat
- Genie manual Quick-Attach™ system
- Retractable 3 in (8 cm) seatbelt
- 60 in (1.52 m) carriage and pallet forks
- Boom angle indicator
- 10 micron hydraulic return filter
- 1,000 cold cranking amps at 0° F (-18° C)
- Reverse motion alarm
- Mirror-LH canopy mounted
- Mirror-RH chassis mounted
- Fenders (set of 4)

Options & Accessories

Productivity

- Fully enclosed cab (includes full glass, defroster, wipers, heater, split door, washer)
- Fully enclosed cab air conditioning
- Flashing beacon
- Work lights (2 cab front mounted, 2 tail)
- Road lights (2 cab front mounts, 1 back-up, 2 rear stop/turn/tail)
- Fire extinguisher
- Windshield protection grid
- Hydraulic Quick-Attach™
- Rear back-up camera

Engine Options

- Deutz 4.1TCD turbo charged diesel, Tier 4 154 hp (115 kW)
- Perkins 1204E-E44TA turbo charged diesel, Tier 4 147 hp (110 kW)
- Cold weather package (includes engine block heater, oil pan heater and battery heater)

Tire Options

- 17.5 x 25 in 20-ply foam-filled rough terrain tires
- 17.5 x 25 in 20-ply air-filled rough terrain tires

Options & Accessories

Attachment Options

- Carriages – Quick-Attach™
 - 48 in (1.22 m) carriage
 - 72 in (1.83 m) carriage
 - 60 in (1.52 m) rotating carriage (10° from center left and right)
 - 72 in (1.83 m) rotating carriage (10° from center left and right)
- Forks
 - 48 in (1.22 m) pallet forks (set of two) 2.4 x 5.9 x 48 in (.06 x .15 x 1.22 m)
 - 72 in (1.83 m) pallet forks (set of two) 2.4 x 5.9 x 72 in (.06 x .15 x 1.83 m)
- 7 ft truss boom, 4,400 lbs maximum lift capacity



Genie United States

18340 NE 76th Street
P.O. Box 97030
Redmond, Washington 98073-9730
Telephone +1 (425) 881-1800
Toll Free in USA/Canada +1 (800)-536-1800
Fax +1 (425) 883-3475

Distributed By:

Effective Date: February, 2015. Product specifications and prices are subject to change without notice or obligation. The photographs and/or drawings in this document are for illustrative purposes only. Refer to the appropriate Operator's Manual for instructions on the proper use of this equipment. Failure to follow the appropriate Operator's Manual when using our equipment or to otherwise act irresponsibly may result in serious injury or death. The only warranty applicable to our equipment is the standard written warranty applicable to the particular product and sale and we make no other warranty, express or implied. Products and services listed may be trademarks, service marks or trade names of Terex Corporation and/or their subsidiaries in the USA and many other countries. Genie is a registered trademark of Terex South Dakota, Inc. © 2015 Terex Corporation.